



Supporting you



Product Catalogue



301 Catherine St, Lilyfield NSW 2040
Australia

Phone: (02) 9692 7921

Website: www.macquariemed.com.au



Healthtec is one of Australia's leading manufacturers, designers and distributors of Treatment, Examination, Rehabilitation, Podiatry and Beauty & Massage Equipment.

We manufacture our products in our Brisbane factory we DO NOT import parts from Asia and simply assemble them here.

Our products are highly regarded by practitioners, therapists and OH&S staff as our designs minimise pinch and crush points as opposed to the guillotine effect of cantilever style tables.



SOUTHERN CROSS

Ideal for students or someone just starting their practice the SC (Southern Cross) powerlift table range make switching to an Australian made electric height adjustable table more affordable than ever before



LYNX

Our LynX range starts as a base model and are available with various upgrades and options to suit your individual clinic requirements.



SX

Our SX range is our premium table range. Standard with a fully enclosed base and on independently lockable castors, it can be fully customisable by our design team to suit your individual clinical requirements. You will find our SX base across our Speciality, Massage & Beauty models.



EVOLUTION AND EVOLUTION2

The column lift design on our Evolution bases eliminate total crush points meaning nothing can get trapped in or under the tables. Bariatric rated with a 350kg lifting capacity



Design your own

Our local production means we are able to respond to your specialist requirements with flexibility and to implement them quickly. In this way we offer a service which is unique allowing you to become a designer of your own bed!

Start from our basic model and add the available upgrades and accessories available on your model to offer you the total functionality to suit your individual needs including a large range of vinyl colours as well as option to upgrade to leather allows you to find the colour that suits you and your décor, various cushioning options from firm adjustment to our soft luxurious comfort foam.

Not happy with the colour of the metal? We can even custom paint to a colour which is more suitable for your colour scheme. Still haven't found what you need? We are also happy to chat about your individual customisations you require.

Our design team are constantly working on the research and development of new product and existing product functionality.



Supporting You

Healthtec is committed to delivering quality products and service to meet the needs of our customers.

Our strict quality control systems ensures all our products are manufactured under strict procedures and any customer issues are dealt with quickly and efficiently.

The Healthtec Warranty

Healthtec proudly offers a lifetime structural warranty on all our manufactured tables and a five year warranty on our motors and foot switches.

Original supplies warranty applies.

STATIONARY TABLES

Fixed Height Heavy Duty Metal Plinth	4
Adjustable Height Heavy Duty Metal Plinth	4

EXAMINATION TABLES

SC Examination Table	5
SC Universal Examination Table	5
SC Examination Table with Electric Backrest	6
LYNX GP Examination Table	6
LYNX GP Universal Examination Table	7
LYNX GP Examination Table with Electric Backrest	7
LYNX GP3 Examination Table All Electric	8
EVO Universal Examination Table	8
EVO2 Examination Table with Electric Backrest	9

TREATMENT TABLES

SC Three Section Treatment Table	10
LYNX Two Section Treatment Table	10
LYNX Three Section Treatment Table	11
LYNX Five Section Treatment Table	11
LYNX Three Section Postural Drainage Treatment Table	12
EVO2 Three section Treatment Table	12

SPECIALTY TABLES

LYNX Ultrasound Table	13
LYNX Cardiology Examination Table	13
SX Gynae Examination Table	14
SX Gynae Chair	14
EVO2 Gynae Examination Chair with Trendelenburg	15
EVO Procedure Chair All Electric with Memory	15

MASSAGE TABLES

SC Contour Massage Table	16
SX Contour Massage Table	16
SX Contour Massage Table with Mid Lift	17
SX Ultimate Contour Massage Table	17

BEAUTY & SPA

SX Multi-Therapy Chair	18
SX Comfort Spa Chair	18
EVO2 Deluxe Spa Chair	19
EVO Procedure Chair – All Electric with Memory	19

PODIATRY

LYNX Podiatry Chair	20
LYNX Podiatry Chair with Electric Seat Tilt	20
SX Multi-Therapy Chair	21
EVO2 Multi-Therapy Chair	21
EVO Podiatry Chair with Electric Seat Lift	22
EVO Procedure Chair All Electric with Memory	22

REHABILITATION

LYNX Three Section Traction Table	23
LYNX Four Section Traction Table	23
HT Neurological Bobath	24
HT Ultimate Bobath	24
HT Tilt Table	25
HT Column Tilt Table	25
HT Slide Top Tilt Table	26

BARIATRIC RANGE

EV02 Examination Table with Electric Backrest	27
EV02 Three Section Treatment Table	27
HT Hi-Capacity Mobility Chair	28
HT Hi-Capacity Neurological Bobath	29
HT Hi-Capacity Tilt Table	30

THERAPIST STOOLS

Round Top Stool	31
Round Top With Backrest	31
Saddle Stool	31

UPHOLSTRY OPTIONS

Standard Range	32
Premium Range	32

ACCESSORIES

Leg Bolsters	33
Winged Head Bolster	33
Supine Head Rest	33
Face Crest Cushion	33
Nose Hole Plug	33
Adjustable Face Cradle	33
Procedure Arm	34
Massage Wing Arm Rests	34
Gynae Leg Supports	34
Side Rails	34
Paper Roll Holder	34
Additional Footswitch – Single	34
Additional Footswitch – Double	35
Table Covers	35

WALKING & STANDING

Electric Parallel Bars	36
Dynamic Standing Frames (DSF) – Special Care Device	37

Ideal for first aid rooms, as strapping tables or for general treatments and examinations allowing easy access to your patients



Picture shown with optional drawer unit

FIXED HEIGHT HEAVY DUTY METAL PLINTH

PRODUCT CODE: 5004-7

Designed to keep the working area free from clutter our fixed height metal plinth is made to take the rigors of heavy duty everyday use in any practice. The backrest can be adjusted from flat to +70° enabling a comfortable semi-reclined position. Available with or without face hole. Optional drawer units can be fitted for extra storage capacity.

Also available with a single section top if required.

SAFE WORKING LOAD	400kg
WIDTH	710mm
LENGTH	1930mm
FOAM	50mm
VINYL	PVC (tested to AS1530.3)
WARRANTY	Lifetime Structural



ADJUSTABLE HEIGHT HEAVY DUTY METAL PLINTH

PRODUCT CODE: 6341-7

Similar specifications as the Fixed Height Metal Plinth however the adjustable height plinth has legs that can be manually adjusted from 550mm to 800mm ideal for practitioners that share a working space. Available with or without face hole. Optional drawer units can be fitted for extra storage capacity as pictured.

Also available with a single section top if required.

SAFE WORKING LOAD	400kg
WIDTH	710mm
LENGTH	1930mm
FOAM	50mm
VINYL	PVC (tested to AS1530.3)
WARRANTY	Lifetime Structural



Suitable for a wide range of specialties including General Practice, Natural Therapies, Massage, Beauty Treatments or any multi-function practice



SC EXAMINATION TABLE

PRODUCT CODE: 56121

This two section couch is standard with a manual adjusting backrest from flat up to +70° enabling a comfortable seated or semi-reclined position. The table can be ordered with or without a face hole.

WIDTH	710mm
LENGTH	1930mm
FOAM	50mm
VINYL	PVC (tested to AS1530.3)
HEIGHT RANGE	540mm to 860mm
HEIGHT SPEED	Full height within 16 seconds
CONTROLLER	Footswitch
BASE	SC X-Frame* <small>*table can be moved similar to moving wheelbarrow</small>
LIFT CAPACITY	300kg (moving)
SAFE WORKING LOAD	450kg (stationary)
WARRANTY	5 year Electrical Lifetime Structural (parts only)



SC UNIVERSAL EXAMINATION TABLE

PRODUCT CODE: 56221

Three section couch with each end section able to manually adjust from flat to 70° ideal for clinics with limited space providing a backrest for left and right examinations and procedures. The table can be ordered with or without a face hole.

WIDTH	710mm
LENGTH	1930mm
FOAM	50mm
VINYL	PVC (tested to AS1530.3)
HEIGHT RANGE	540mm to 860mm
HEIGHT SPEED	Full height within 16 seconds
CONTROLLER	Footswitch
BASE	SC X-Frame * <small>*table can be moved similar to moving wheelbarrow</small>
LIFT CAPACITY	300kg (moving)
SAFE WORKING LOAD	450kg (stationary)
WARRANTY	5 year Electrical Lifetime Structural (parts only)





SC EXAMINATION TABLE WITH ELECTRIC BACKREST

PRODUCT CODE: 53121-EB

The same specifications as our standard SC Examination table but with the convenience of an electrically operated backrest from flat up to +70° enabling a comfortable seated or semi-reclined position. The table can be ordered with or without a face hole.

WIDTH	710mm
LENGTH	1930mm
FOAM	50mm
VINYL	PVC (tested to AS1530.3)
HEIGHT RANGE	540mm to 860mm
HEIGHT SPEED	Full height within 16 seconds
CONTROLLER	Footswitch
BACKREST SPEED	Flat to +70° within 8 seconds
BASE	SC X-Frame * *table can be moved similar to moving wheelbarrow
LIFT CAPACITY	300kg (moving)
SAFE WORKING LOAD	450kg (stationary)
WARRANTY	5 year Electrical Lifetime Structural (parts only)



LYNX GP EXAMINATION TABLE

PRODUCT CODE: 53121T-7

Two section couch that complies with RACGP recommendations. The low minimum height allows for easy access for elderly or incapacitated patients. The manual adjustable backrest ranges from flat to +70° enabling a comfortable seated or semi-reclined position. Table can be ordered with or without a face hole.

WIDTH	710mm
LENGTH	1930mm
FOAM	50mm
VINYL	PVC (tested to AS1530.3)
HEIGHT RANGE	450mm to 950mm
HEIGHT SPEED	Full height within 16 seconds
CONTROLLER	Footswitch
BASE	LynX X-Frame with lockable castors
LIFT CAPACITY	250kg (moving)
SAFE WORKING LOAD	400kg (stationary)
WARRANTY	5 year Electrical Lifetime Structural (parts only)





LYNX GP UNIVERSAL EXAMINATION TABLE

PRODUCT CODE: 53221T-7

Three section couch that complies with RACGP recommendations. The low minimum height allows for easy access for elderly or incapacitated patients. Each end section can be manually adjusted from flat to +70° ideal for clinics with limited space providing a backrest for left and right hand examinations and procedures, Table can be ordered with or without face hole.

WIDTH	710mm
LENGTH	1930mm
FOAM	50mm
VINYL	PVC (tested to AS1530.3)
HEIGHT RANGE	450mm to 950mm
HEIGHT SPEED	Full height within 16 seconds
CONTROLLER	Footswitch
BASE	LynX X-Frame with lockable castors
LIFT CAPACITY	250kg (moving)
SAFE WORKING LOAD	400kg (stationary)
WARRANTY	5 year Electrical Lifetime Structural (parts only)



LYNX GP EXAMINATION TABLE WITH ELECTRIC BACKREST

PRODUCT CODE: 53121T-7EB

Two section couch with an electric adjusting backrest that can be positioned from flat to +70° quickly and efficiently. Table can be ordered with or without face hole.

WIDTH	710mm
LENGTH	1930mm
FOAM	50mm
VINYL	PVC (tested to AS1530.3)
HEIGHT RANGE	450mm to 950mm
HEIGHT SPEED	Full height within 16 seconds
CONTROLLER	Footswitch
BACKREST SPEED	Flat to +70° within 8 seconds
BASE	LynX X-Frame with lockable castors
LIFT CAPACITY	250kg (moving)
SAFE WORKING LOAD	400kg (stationary)
WARRANTY	5 year Electrical Lifetime Structural (parts only)





LYNX GP3 EXAMINATION TABLE ALL ELECTRIC

PRODUCT CODE: 53661T-7AE

Three section fully electric table, the backrest can be positioned from flat to +70° enabling a comfortable seated or semi-reclined position while the leg section can be adjusted between flat to +50° and flat to -30° tilt allowing for a greater range of clinical assessments and examinations. Table can be ordered with or without face hole.

WIDTH	710mm
LENGTH	1930mm
FOAM	50mm
VINYL	PVC (tested to AS1530.3)
HEIGHT RANGE	450mm to 950mm
HEIGHT SPEED	Full height within 16 seconds
CONTROLLER	Footswitch
BACKREST SPEED	Flat to +70° within 8 seconds
FOOTREST SPEED	Flat to +50°/-30° within 8 seconds
BASE	LynX X-Frame with lockable castors
LIFT CAPACITY	250kg (moving)
SAFE WORKING LOAD	400kg (stationary)
WARRANTY	5 year Electrical Lifetime Structural (parts only)



EVO UNIVERSAL EXAMINATION TABLE

PRODUCT CODE: 55221

Every practice should have at least one heavy duty table allowing the safe lift of heavy patients reducing fatigue and back strain on the practitioner. This three section couch can safely lift up to 350kg. Designed to help with patient examination and procedures where space is an issue. Each end section can be manually raised +80° and lowered -50° for left and right patient examination and procedures. The column lift eliminates total pinch and crush points so nothing can get trapped under the table.

WIDTH	710mm
LENGTH	1930mm
FOAM	75mm Comfort Foam
VINYL	PVC (tested to AS1530.3)
HEIGHT RANGE	470mm to 870mm
HEIGHT SPEED	Full height within 25 seconds
CONTROLLER	Hand Switch Foot switch upgrade available
BASE	EVO Column Base with lockable castors
LIFT CAPACITY	350kg (moving)
SAFE WORKING LOAD	400kg (stationary)
WARRANTY	5 year Electrical Lifetime Structural (parts only)





EVO2 EXAMINATION TABLE WITH ELECTRIC BACKREST



PRODUCT CODE: 55601EB

Every practice should have at least one heavy duty table allowing the safe lift of heavy patients reducing fatigue and back strain on the practitioner. This two section couch can safely lift up to 350kg with an electrically adjusting backrest from flat to +70° enabling quick comfortable seated or semi-reclined positioning. The column lift eliminates total pinch and crush points so nothing can get trapped under the table.

WIDTH	710mm
LENGTH	1930mm
FOAM	75mm Comfort Foam
VINYL	PVC (tested to AS1530.3)
HEIGHT RANGE	470mm to 870mm
HEIGHT SPEED	Full height within 25 seconds
CONTROLLER	Hand Switch Foot switch upgrade available
BACKREST SPEED	Flat to +70° within 15 seconds
BASE	EVO Column Base with lockable castors
LIFT CAPACITY	350kg (moving)
SAFE WORKING LOAD	400kg (stationary)
WARRANTY	5 year Electrical Lifetime Structural (parts only)

TREATMENT TABLES

Ideal for a wide range of treatments including massage, acupuncture, osteopathy, beauty treatments, examinations, podiatry or any multi function practice.



SC THREE SECTION TREATMENT TABLE

PRODUCT CODE: 56031

This three-piece treatment table has electric height control with footswitch offering multiple positioning. The manually adjustable head section with face hole can adjust from -90° to +45° with the leg section manually adjusting from flat to +70°.

WIDTH	610mm
LENGTH	1840mm
FOAM	50mm
VINYL	PVC (tested to AS1530.3)
HEIGHT RANGE	540mm to 860mm
HEIGHT SPEED	Full height within 16 seconds
CONTROLLER	Footswitch
BASE	SC X-Frame <small>*table can be moved similar to moving wheelbarrow</small>
LIFT CAPACITY	300kg (moving)
SAFE WORKING LOAD	450kg (stationary)
WARRANTY	5 year Electrical Lifetime Structural (parts only)



LYNX TWO SECTION TREATMENT TABLE

PRODUCT CODE: 53021T-6

The two section treatment table has a face hole in the head section and can be manually adjusted from +45° down to -90° allowing the prone patients neck muscles to fully relax giving optimum comfort.

WIDTH	610mm
LENGTH	1840mm
FOAM	50mm
VINYL	PVC (tested to AS1530.3)
HEIGHT RANGE	450mm to 950mm
HEIGHT SPEED	Full height within 16 seconds
LIFT CAPACITY	250kg (moving)
SAFE WORKING LOAD	400kg (stationary)
BASE	LynX X-Frame with castors
CONTROLLER	Footswitch
WARRANTY	5 year Electrical Lifetime Structural (parts only)





LYNX THREE SECTION TREATMENT TABLE

PRODUCT CODE: 53031T-6

This three-piece treatment table offers multiple positioning. The manually adjustable head section with face hole can adjust from -90° to $+45^{\circ}$ with the leg section manually adjusting from flat to $+70^{\circ}$.

WIDTH	610mm
LENGTH	1840mm
FOAM	50mm
VINYL	PVC (tested to AS1530.3)
HEIGHT RANGE	450mm to 950mm
HEIGHT SPEED	Full height within 16 seconds
LIFT CAPACITY	250kg (moving)
SAFE WORKING LOAD	400kg (stationary)
BASE	LynX X-Frame with castors
CONTROLLER	Footswitch
WARRANTY	5 year Electrical Lifetime Structural (parts only)



LYNX FIVE SECTION TREATMENT TABLE

PRODUCT CODE: 53051T-6

The five section is similar to our three section treatment table but with the addition of forward adjustable arm rests. This table is the ideal option for manipulative therapists also requiring a treatment style table to work on. The head section with face hole can adjust from -90° to $+45^{\circ}$ with the leg section manually adjusting from flat to $+70^{\circ}$.

WIDTH	610mm
LENGTH	1840mm
FOAM	50mm
VINYL	PVC (tested to AS1530.3)
HEIGHT RANGE	450mm to 950mm
HEIGHT SPEED	Full height within 16 seconds
LIFT CAPACITY	250kg (moving)
SAFE WORKING LOAD	400kg (stationary)
BASE	LynX X-Frame with castors
CONTROLLER	Footswitch
WARRANTY	5 year Electrical Lifetime Structural (parts only)





LYNX THREE SECTION POSTURAL DRAINAGE TREATMENT TABLE

PRODUCT CODE: 53031T-6PD

This three-piece treatment table offers multiple positioning. The manually adjustable head section with face hole can adjust from -90° to +45° with the leg section manually adjusting from flat to +70° while the electrically operated postural drainage function allows for a greater range of treatments to be performed.

WIDTH	610mm
LENGTH	1840mm
FOAM	50mm
VINYL	PVC (tested to AS1530.3)
HEIGHT RANGE	450mm to 950mm
HEIGHT SPEED	Full height within 16 seconds
LIFT CAPACITY	250kg (moving)
SAFE WORKING LOAD	400kg (stationary)
BASE	LYNX X-Frame with castors
CONTROLLER	Footswitch
WARRANTY	5 year Electrical Lifetime Structural (parts only)



EVO2 THREE SECTION TREATMENT TABLE

PRODUCT CODE: 55251

Every practice should have at least one heavy-duty table to allow the safe lift of heavy patients reducing fatigue and back strain on the practitioner. This three-piece treatment top offers multiple positioning. The manually adjustable head section with face hole can be adjusted from -90° to +40° and the manually adjustable leg section can be adjusted from flat to +70°. The column lift eliminates total crush point so nothing can get trapped under the table.

WIDTH	610mm
LENGTH	1840mm
FOAM	50mm
VINYL	PVC (tested to AS1530.3)
HEIGHT RANGE	450mm to 950mm
HEIGHT SPEED	Full height within 28 seconds
LIFT CAPACITY	350kg (moving)
SAFE WORKING LOAD	400kg (stationary)
BASE	EVO2 Column Base with castors
CONTROLLER	Hand Switch Footswitch upgrade available
WARRANTY	5 year Electrical Lifetime Structural (parts only)



A range of treatment tables and chairs specifically designed for
Ultrasound, Cardiology, Gynaecology and Day Surgery



LYNX ULTRASOUND TABLE

PRODUCT CODE: 53501T

Designed for Ultrasound Imaging and Diagnostic clinics this table provides a comfortable working environment for both the sonographer and patient. The small footprint and scissor lift design means it can be used in even the smallest of ultrasound rooms. The backrest can be manually adjusted from flat to +70° while the footrest can be manually adjusted from flat to +30°/-90° for perfect patient positioning.

WIDTH	610mm
LENGTH	1840mm
FOAM	50mm
VINYL	PVC (tested to AS1530.3)
HEIGHT RANGE	450mm to 950mm
HEIGHT SPEED	Full height within 16 seconds
CONTROLLER	Footswitch
BASE	LynX X-Frame with lockable castors
LIFT CAPACITY	250kg (moving)
SAFE WORKING LOAD	400kg (stationary)
WARRANTY	5 year Electrical Lifetime Structural (parts only)



LYNX CARDIOLOGY EXAMINATION TABLE

PRODUCT CODE: 53621T-7

Designed with special cut out for Cardiac Examination to allow the operator to get the patient perfectly positioned for 'Echo' style transducer techniques. This section table is standard with an electrically operated backrest that can be adjusted from flat to +70° enabling a comfortable seated or semi-reclined position for the patient and full section to allow the table to be a full examination table when required.

WIDTH	710mm
LENGTH	1930mm
FOAM	50mm
VINYL	PVC (tested to AS1530.3)
HEIGHT RANGE	450mm to 950mm
HEIGHT SPEED	Full height within 16 seconds
CONTROLLER	Footswitch
BACKREST SPEED	Flat to +70° within 8 seconds
BASE	LynX X-Frame with lockable castors
LIFT CAPACITY	250kg (moving)
SAFE WORKING LOAD	400kg (stationary)
WARRANTY	5 year Electrical Lifetime Structural (parts only)



Also available with cut out for greater patient access.



Picture shows optional paper towel roll holder



SX GYNAE EXAMINATION TABLE

PRODUCT CODE: 53751T-7

Designed in conjunction with a Gynaecologist this table provides sufficient and effective electric operated pelvic tilt for examining the cervix. It also aids in the ease of manipulation of speculums. The manual backrest can be adjusted from flat to +70° enabling a comfortable seated or semi-reclined position. Gynae leg supports can also be fitted if required.

WIDTH	710mm
LENGTH	1930mm
FOAM	50mm
VINYL	PVC (tested to AS1530.3)
HEIGHT RANGE	450mm to 950mm
HEIGHT SPEED	Full height within 16 seconds
CONTROLLER	Footswitch
BASE	SX X-Frame with lockable castors
LIFT CAPACITY	250kg (moving)
SAFE WORKING LOAD	400kg (stationary)
WARRANTY	5 year Electrical Lifetime Structural (parts only)



SX GYNAE CHAIR

PRODUCT CODE: 53701T

This multi-function chair has been designed with comfort in mind. The seat cut out allows for easier access for examination and procedure, while the removable cut out fill section allows the chair to become an examination table when required. The padded footrests replace the old fashioned stirrups, providing additional comfort for the patient. While the electric seat tilt allows the practitioner to effortlessly position the patient.

WIDTH	610mm
LENGTH	1760mm
FOAM	50mm
VINYL	PVC (tested to AS1530.3)
HEIGHT RANGE	450mm to 950mm
HEIGHT SPEED	Full height within 16 seconds
CONTROLLER	Footswitch
BASE	SX X-Frame with lockable castors
LIFT CAPACITY	250kg (moving)
SAFE WORKING LOAD	400kg (stationary)
WARRANTY	5 year Electrical Lifetime Structural (parts only)





EVO2 GYNAE EXAMINATION CHAIR WITH TRENDLENBURG

PRODUCT CODE: 55701

Designed with comfort in mind for both practitioner and patient, suitable for general Gynaecology & Urology examinations and treatments. The padded footrests replace the old fashioned stirrups providing additional comfort for the patient. Standard features include the manually adjustable backrest from flat to +70°, electrically operated seat tilt as well as Trendelenburg feature and full section so the chair can be used as a full examination table offering a truly versatile treatment chair for any clinic. The column lift eliminates total crush and pinch points so nothing can get trapped under the table.

WIDTH	710mm
LENGTH	1760mm
FOAM	75mm Comfort Foam
VINYL	PVC (tested to AS1530.3)
HEIGHT RANGE	450mm to 950mm
HEIGHT SPEED	Full height within 16 seconds
CONTROLLER	Footswitch
BASE	EVO2 Column Base with lockable castors
LIFT CAPACITY	350kg (moving)
SAFE WORKING LOAD	400kg (stationary)
WARRANTY	5 year Electrical Lifetime Structural (parts only)




EVO PROCEDURE CHAIR ALL ELECTRIC WITH MEMORY

PRODUCT CODE: 55381

The perfect choice to use as a day surgery, dialysis or oncology chair designed to maximise client comfort key features include fully electric functions, lift away and removable arm rests, trendelenburg tilt to create zero gravity and three position memory function allowing you to instantly pre-select the most used positions. The column lift eliminates total crush and pinch points so nothing can get trapped under the table.

WIDTH	650mm
LENGTH	1840mm (1940mm when footrest extension fully extended)
FOAM	75mm Comfort Foam
VINYL	PVC (tested to AS1530.3)
HEIGHT RANGE	470mm to 870mm
HEIGHT SPEED	Full height within 28 seconds
BACKREST SPEED	Flat to +70° within 10 seconds.
LIFT CAPACITY	350kg (moving)
SAFE WORKING LOAD	400kg (stationary)
BASE	EVO Column Base with castors
CONTROLLER	Footswitch
WARRANTY	5 year Electrical Lifetime Structural (parts only)



Trendelenburg movement
to create zero gravity



Suitable for Massage, Chiropractic, Natural Therapies and Body Treatments. The contoured shape allows maximum accessibility to any part of the body during massage or body treatments



SC CONTOUR MASSAGE TABLE

PRODUCT CODE: 56601

This one piece massage table has electric height control with footswitch. The contoured shape allows maximum accessibility to any part of the body, while the adjustable face crest with prone armrest will allow the clients shoulders to be fully relaxed during treatment.

WIDTH	710mm
LENGTH	1800mm
FOAM	75mm Comfort Foam
VINYL	PVC (tested to AS1530.3)
HEIGHT RANGE	540mm to 860mm
HEIGHT SPEED	Full height within 16 seconds
LIFT CAPACITY	300kg
SAFE WORKING LOAD	450kg (stationary)
BASE	SC X-Frame *table can be moved similar to moving wheelbarrow
WARRANTY	5 year Electrical Lifetime Structural (parts only)



LIFTS
300kg



SX CONTOUR MASSAGE TABLE

PRODUCT CODE: 53001T-7

Designed with the massage therapist in mind the contoured shaped top improves therapist access while the adjustable head and armrest ensures client comfort while allowing the shoulders to fully relax during treatment.

WIDTH	710mm
LENGTH	1800mm 1900mm with footrest fully extended
FOAM	75mm Comfort Foam
VINYL	PVC (tested to AS1530.3)
HEIGHT RANGE	450mm to 950mm
HEIGHT SPEED	Full height in 16 seconds
LIFT CAPACITY	250kg (moving)
SAFE WORKING LOAD	400kg (stationary)
BASE	SX X-Frame with castors
CONTROLLER	Footswitch
WARRANTY	5 year Electrical Lifetime Structural (parts only)



LIFTS
250kg



SX CONTOUR MASSAGE TABLE WITH MID LIFT

PRODUCT CODE: 53541T-7

With all features of the Contour Massage Table but with the added feature of the electrically operated mid lift function which can be used as a stretching tool to stretch the clients lower back and side allowing the therapist to offer a greater range of treatments at their clinic.

WIDTH	710mm
LENGTH	1800mm 1900mm with footrest fully extended
FOAM	75mm Comfort Foam
VINYL	PVC (tested to AS1530.3)
HEIGHT RANGE	450mm to 950mm
HEIGHT SPEED	Full height in 16 seconds
LIFT CAPACITY	250kg (moving)
SAFE WORKING LOAD	400kg (stationary)
BASE	SX X-Frame with castors
CONTROLLER	Footswitch
WARRANTY	5 year Electrical Lifetime Structural (parts only)



SX ULTIMATE CONTOUR MASSAGE TABLE

PRODUCT CODE: 53561T-7

Combining all the features of the SX Contour Massage Table with the mid-lift, but with the additional convenience of a lift up backrest. Ideal for when the therapist needs their client in a semi-reclined position. The leg section can also be adjusted during massage, allowing the lymph to follow the correct direction the therapist drains.

WIDTH	710mm
LENGTH	1800mm 1900mm with footrest fully extended
FOAM	75mm
VINYL	PVC (tested to AS1530.3)
HEIGHT RANGE	450mm to 950mm
LIFT CAPACITY	250kg (moving)
SAFE WORKING LOAD	400kg (stationary)
BASE	SX X-Frame with castors
CONTROLLER	Footswitch
WARRANTY	5 year Electrical Lifetime Structural (parts only)

Blending style and functionality our beauty & spa chairs are perfect for use in aesthetic procedures, multi-function rooms and medi-spas providing ultimate comfort for clients and ease of use for staff.



SX MULTI-THERAPY CHAIR

PRODUCT CODE: 53201T

Designed for perfect client positioning the manually adjusting backrest ranges from reclined to lying positions so a full range of treatments including massage, electrolysis, manicure & pedicures and specialised body treatments can be performed. The added feature of the electric seat tilt positioning reduces pressure on the client's spine and relieves muscle tension allowing the client to be completely relaxed during injectable procedures.

WIDTH	650mm
LENGTH	1990mm
FOAM	75mm Comfort Foam
VINYL	PVC (tested to AS1530.3)
HEIGHT RANGE	450mm to 950mm
HEIGHT SPEED	Full height in 16 seconds
LIFT CAPACITY	250kg (moving)
SAFE WORKING LOAD	400kg (stationary)
BASE	SX X-Frame with castors
CONTROLLER	Footswitch
WARRANTY	5 year Electrical Lifetime Structural (parts only)



SX COMFORT SPA CHAIR

PRODUCT CODE: 53401T

This versatile Treatment Chair has been designed for multi-function treatments from waxing, massage and any Beauty treatments. Ideal for maintaining perfect body positioning while ensuring ultimate client comfort and support while giving ample room for the therapist to work. The Backrest is electrically adjustable while the face crest, prone armrest and leg section all adjust manually. The side armrests are perfect for manicures and can be removed when required for better access. The overhead wing armrests are perfect for treatments that requires client's arms to be positioned overhead and can be removed when not in use.

WIDTH	680mm
LENGTH	1900mm
FOAM	75mm Comfort Foam
VINYL	PVC (tested to AS1530.3)
HEIGHT SPEED	Full height in 16 seconds
BACKREST SPEED	Flat to +70° within 8 seconds
LIFT CAPACITY	250kg (moving)
SAFE WORKING LOAD	400kg (stationary)
BASE	SX X-Frame with castors
CONTROLLER	Footswitch
WARRANTY	5 year Electrical Lifetime Structural (parts only)





EVO2 DELUXE SPA CHAIR

PRODUCT CODE: 55231

Designed for perfect client positioning and comfort, the double lifting columns allow maximum balance during high pressure procedures. The electric backrest adjustment ranges from +70° to lying position so a full range of treatments can be performed. The added feature of the electric seat tilt helps reduce pressure on the clients spine and relieves muscle tension allow the client to completely relax during injectable procedures. The adjustable side armrests are perfect for manicures or can be removed for better access when not required. The overhead wing armrests are perfect for treatments that require the clients arm to be positioned overhead and can be removed when not in use.

WIDTH	650mm
LENGTH	1910mm
FOAM	75mm Comfort Foam
VINYL	PVC (tested to AS1530.3)
HEIGHT RANGE	470mm to 870mm
HEIGHT SPEED	Full height within 28 seconds
BACKREST SPEED	Flat to +70° within 10 seconds (TBC)
LIFT CAPACITY	350kg (moving)
SAFE WORKING LOAD	400kg (stationary)
BASE	EVO2 Column Base with castors
CONTROLLER	Footswitch
WARRANTY	5 year Electrical Lifetime Structural (parts only)



LIFTS
350kg




EVO PROCEDURE CHAIR – ALL ELECTRIC WITH MEMORY

PRODUCT CODE: 55381

The perfect choice for use in Medi-Spas designed for perfect client positioning from reclined to lying positions allowing a full range of treatments to be performed. Key features include electric operated back with integrated seat tilt and electric footrest, trendelenburg tilt to create zero gravity and three position memory function allowing the therapist to instantly pre-select the chairs most used positions. The side flip away armrests are perfect for manicures and can be removed for better access during massage or body treatments. The column lift eliminates total crush and pinch points so nothing can get trapped under the table.

WIDTH	650mm
LENGTH	1840mm (1940mm when footrest extension fully extended)
FOAM	75mm Comfort Foam
VINYL	PVC (tested to AS1530.3)
HEIGHT RANGE	470mm to 870mm
HEIGHT SPEED	Full height within 28 seconds
BACKREST SPEED	Flat to +70° within 10 seconds
LIFT CAPACITY	350kg (moving)
SAFE WORKING LOAD	400kg (stationary)
BASE	EVO Column Base with castors
CONTROLLER	Footswitch
WARRANTY	5 year Electrical Lifetime Structural (parts only)



Trendelenburg movement to create zero gravity



LIFTS
350kg

PODIATRY RANGE

Suitable for Podiatrists and other associated treatments, we have options from a basic chair to our fully electric chair with memory.



LYNX PODIATRY CHAIR

PRODUCT CODE: 53321T

Three section chair ideal for practitioners that need to share a podiatry and treatment table. The backrest is manually adjustable from flat to +70° while the leg rest can be manually adjusted from flat to -80°. The height adjustable armrests can quickly be removed allowing the chair to easily convert into a treatment table. Chair can be ordered with a face hole if required.

WIDTH	610mm
LENGTH	1900mm
FOAM	50mm
VINYL	PVC (tested to AS1530.3)
HEIGHT RANGE	450mm to 950mm
HEIGHT SPEED	Full height within 16 seconds
CONTROLLER	Footswitch
BASE	LynX X-Frame with lockable castors
LIFT CAPACITY	250kg (moving)
SAFE WORKING LOAD	400kg (stationary)
WARRANTY	5 year Electrical Lifetime Structural (parts only)



LYNX PODIATRY CHAIR WITH ELECTRIC SEAT TILT

PRODUCT CODE: 53331T

While this Podiatry Chair has the elements of our LynX Podiatry Chair this model has the addition of the electric seat tilt allowing a higher working heel height of 1100mm. The backrest is manually adjustable from flat to +70° while the leg rest can be manually adjusted from flat to -80°. The height adjustable armrests can quickly be removed allowing the chair to easily convert into a treatment table. Chair can be ordered with a face hole if required.

WIDTH	610mm
LENGTH	1900mm
FOAM	50mm
VINYL	PVC (tested to AS1530.3)
HEIGHT RANGE	450mm to 950mm
HEIGHT SPEED	Full height within 16 seconds
CONTROLLER	Footswitch
BASE	LynX X-Frame with lockable castors
LIFT CAPACITY	250kg (moving)
SAFE WORKING LOAD	400kg (stationary)
WARRANTY	5 year Electrical Lifetime Structural (parts only)





SX MULTI-THERAPY CHAIR

PRODUCT CODE: 53201T

Designed for perfect client positioning for Podiatry work, the manual backrest can be adjusted from +70° to flat ideal for practitioners who work in multi-function rooms and need to share their space. The added feature of the electric seat tilt positioning reduces pressure on the client's spine and relieves muscle tension allowing the client to be completely relaxed. The manual adjustable footrest can be adjusted to a working heel height of 1200mm

WIDTH	650mm
LENGTH	1990mm
FOAM	75mm Comfort Foam
VINYL	PVC (tested to AS1530.3)
HEIGHT RANGE	450mm to 950mm
HEIGHT SPEED	Full height in 16 seconds
LIFT CAPACITY	250kg (moving)
SAFE WORKING LOAD	400kg (stationary)
BASE	SX X-Frame with castors
CONTROLLER	Footswitch
WARRANTY	5 year Electrical Lifetime Structural (parts only)



EVO2 MULTI-THERAPY CHAIR

PRODUCT CODE: 55231

Similar in function to our LynX Multi-Therapy chair however the focal point is the double lifting column which allows maximum balance during procedures. Designed for perfect client positioning for Podiatry work, the electric backrest can be adjusted from +70° to flat ideal for practitioners who work in multi-function rooms and need to share their space. The added feature of the electric seat tilt positioning reduces pressure on the client's spine and relieves muscle tension allowing the client to be completely relaxed, while the manual adjustable footrest can be adjusted to a working heel height of 1200mm. Chair can be ordered with or without face cradle

WIDTH	650mm
LENGTH	1910mm
FOAM	75mm Comfort Foam
VINYL	PVC (tested to AS1530.3)
HEIGHT RANGE	470mm to 870mm
HEIGHT SPEED	Full height within 28 seconds
BACKREST SPEED	Flat to +70° within 10 seconds
LIFT CAPACITY	350kg (moving)
SAFE WORKING LOAD	400kg (stationary)
BASE	EVO2 Column Base with castors
CONTROLLER	Footswitch
WARRANTY	5 year Electrical Lifetime Structural (parts only)





EVO PODIATRY CHAIR WITH ELECTRIC SEAT LIFT

PRODUCT CODE: 55331

Every practice should have at least one heavy duty table allowing the safe lift of heavy patients reducing fatigue and back strain on the practitioner. The Chair is standard with electric height, backrest and seat tilt that can be adjusted to preferred angles to suit treatment requirements by the footswitch. The manual adjusting leg section which is supplied standard with a footrest extension can quickly and easily be moved during treatments with a working heel height of 1300mm. The armrests can conveniently fold away or be completely removed when not required. Chair can be ordered with or without face hole

WIDTH	650mm
LENGTH	1830mm (1940 with footrest extension fully extended)
FOAM	75mm Comfort Foam
VINYL	PVC (tested to AS1530.3)
HEIGHT RANGE	470mm to 870mm
HEIGHT SPEED	Full height within 28 seconds
BACKREST SPEED	Flat to +70° within 11 seconds
LIFT CAPACITY	350kg (moving)
SAFE WORKING LOAD	400kg (stationary)
BASE	EVO Column Base with castors
CONTROLLER	Footswitch
WARRANTY	5 year Electrical Lifetime Structural (parts only)



EVO PROCEDURE CHAIR ALL ELECTRIC WITH MEMORY

PRODUCT CODE: 55381

With the same functions as the Evolution Podiatry Chair but with convenience of all functions being fully electric and a three position memory function allowing the therapist to instantly pre-select the chairs most used positions. The armrests can conveniently fold away or be completely removed when not required. Chair can be ordered with or without face hole.

WIDTH	650mm
LENGTH	1840mm (1940mm when footrest extension fully extended)
FOAM	75mm Comfort Foam
VINYL	PVC (tested to AS1530.3)
HEIGHT RANGE	470mm to 870mm
HEIGHT SPEED	Full height within 28 seconds
BACKREST SPEED	Flat to +70° within 11 seconds
LIFT CAPACITY	350kg (moving)
SAFE WORKING LOAD	400kg (stationary)
BASE	EVO Column Base with castors
CONTROLLER	Footswitch
WARRANTY	5 year Electrical Lifetime Structural (parts only)



Our range includes Traction Tables, Neurological Bobaths especially designed for treating patients with neurological conditions and a range of tilt tables ideal for rehabilitation wards, and diagnostic clinics doing venous testing.



LYNX THREE SECTION TRACTION TABLE

PRODUCT CODE: 53261T
PRODUCT CODE: 5014 (TRACTION STOOL)

Designed as a basic height adjustable traction table with the flexibility to be used as an extra treatment table. Standard specifications include a lockable friction free pelvic section with swing away mounting traction bracket ready to use with many of the major brands of traction units.

WIDTH	610mm
LENGTH	1840mm
FOAM	50mm
VINYL	PVC (tested to AS1530.3)
HEIGHT RANGE	450mm to 950mm
HEIGHT SPEED	Full height within 16 seconds
CONTROLLER	Footswitch
BASE	LynX X-Frame with lockable castors
LIFT CAPACITY	250kg (moving)
SAFE WORKING LOAD	400kg (stationary)
WARRANTY	5 year Electrical Lifetime Structural (parts only)

Optional Traction Stool.
PRODUCT CODE: 5014



LYNX FOUR SECTION TRACTION TABLE

PRODUCT CODE: 53311T
PRODUCT CODE: 5014 (TRACTION STOOL)

With the same functions as our Three Section Traction table but the addition of the tail section being able to manually adjust from flat to +70° allowing for a greater range of treatments to be performed.

WIDTH	610mm
LENGTH	1840mm
FOAM	50mm
VINYL	PVC (tested to AS1530.3)
HEIGHT RANGE	450mm to 950mm
HEIGHT SPEED	Full height within 16 seconds
CONTROLLER	Footswitch
BASE	LynX X-Frame with lockable castors
LIFT CAPACITY	250kg (moving)
SAFE WORKING LOAD	400kg (stationary)
WARRANTY	5 year Electrical Lifetime Structural (parts only)



Friction free pelvic section
allows for 150mm of movement.



HT NEUROLOGICAL BOBATH

PRODUCT CODE: 50071

PRODUCT CODE: 50061 (electrically operated backrest)

With a treatment area of 1200 x 2000 and low 450mm minimum height our Neurological bobath provides excellent access for patients with limited mobility or for wheelchair transfers. The backrest can be manually adjusted from flat to +45° degrees while the electric height adjustment can be quickly set at the touch of a button reducing fatigue or back strain on the practitioner. Table can be ordered with or without face hole/s.

An electrically operated backrest model is also available.

WIDTH	1200mm
LENGTH	2000mm
FOAM	50mm
VINYL	PVC (tested to AS1530.3)
HEIGHT RANGE	450mm to 850mm
HEIGHT SPEED	Full height within 28 seconds
CONTROLLER	Footswitch
BASE	X-Frame with lockable castors
LIFT CAPACITY	200kg (moving)
SAFE WORKING LOAD	400kg (stationary)
WARRANTY	5 year Electrical Lifetime Structural (parts only)



HT ULTIMATE BOBATH

PRODUCT CODE: 50291

PRODUCT CODE: 50271 (electrically operated backrest)

Similar to the Neurological Bobath but with a greater lifting capacity, hoist access and increased operational height range. Table can be ordered with or without face hole/s

An electrically operated backrest model is also available.

WIDTH	1200mm
LENGTH	2000mm
FOAM	50mm
VINYL	PVC (tested to AS1530.3)
HEIGHT RANGE	450mm to 850mm
HEIGHT SPEED	Full height within 28 seconds
CONTROLLER	Footswitch
BASE	X-Frame with lockable castors
LIFT CAPACITY	250kg (moving)
SAFE WORKING LOAD	400kg (stationary)
WARRANTY	5 year Electrical Lifetime Structural (parts only)





HT TILT TABLE

PRODUCT CODE: 50811T (single section)
 PRODUCT CODE: 50831T (two section)

Ideal for Rehab Wards or Diagnostic Clinics doing venous testing, an affordable Australian made tilt table offering a smooth and quiet tilt function from horizontal to +70° with infinite adjustment in between. The unique footplate design is the only tilt table on the market which allows the patient to walk on and walk off safely when at full vertical tilt. The footplate can simply be folded away to convert the table into an Examination/Treatment table when required. Supplied standard with three extra wide safety straps, multi-function hand controls and heavy duty independently lockable castors. Optional plantar/dorsi flexion footplate available on request.

WIDTH	710mm
FOAM	50mm
VINYL	PVC (tested to AS1530.3)
HEIGHT RANGE	600mm to 1000mm
HEIGHT SPEED	Full height within 28 seconds
CONTROLLER	Hand Switch
BASE	X-Frame with lockable castors
LIFT CAPACITY	200kg (moving)
SAFE WORKING LOAD	400kg (stationary)
WARRANTY	5 year Electrical Lifetime Structural (parts only)



HT COLUMN TILT TABLE

PRODUCT CODE: 50411 (single section)
 PRODUCT CODE: 50441 (two section)

The column tilt table is our premium tilt table offering a generous lifting capacity of 250kg with smooth and quiet tilt function from horizontal to +70° with infinite adjustment in between. The footplate allows the patient to walk on and off safely when at full vertical tilt and can be folded away to convert the table into an Examination/Treatment table when required. Supplied standard with three extra wide straps, multi-function hand switch and central locking castors for extra convenience and mobility. Optional planta/dorsi flexion footplate available on request. Also available with digital weighing scales built into the frame.

WIDTH	800mm
FOAM	50mm
VINYL	PVC (tested to AS1530.3)
HEIGHT RANGE	650mm to 950mm
HEIGHT SPEED	Full height within 28 seconds
CONTROLLER	Hand Switch
BASE	Column Base with central lockable castors
LIFT CAPACITY	250kg (moving)
SAFE WORKING LOAD	400kg (stationary)
WARRANTY	5 year Electrical Lifetime Structural (parts only)





HT SLIDE TOP TILT TABLE

PRODUCT CODE: 50832T



Suitable for a broad spectrum of patients where decreased leg strength is a problem, the advantage of having a sliding top allows the patients to increase their strength and endurance safely. Patients are able to practice independently or with carers and allows active practice for patients undertaking any rehabilitation programme. The minimum low height allows for safe transfer for wheelchair patients. Other standard features include, smooth and quiet tilt function from horizontal to +70° with infinite adjustment in between, +/-10° plantar/dorsi flexion footplates to allow for single leg squats to be performed, patient lifter access, friction free slide top which can be locked in various positions, removable and adjustable shoulder horns for premium posture support, fold away footplates which allows the table to be used as an examination table when required and three patient safety straps.

WIDTH	710mm
FOAM	50mm
VINYL	PVC (tested to AS1530.3)
HEIGHT RANGE	550mm to 1000mm
HEIGHT SPEED	Full height within 28 seconds
CONTROLLER	Hand Switch
BASE	X-Frame base with lockable castors
LIFT CAPACITY	200kg (moving)
SAFE WORKING LOAD	400kg (stationary)
WARRANTY	5 year Electrical Lifetime Structural (parts only)



Our specialised bariatric range is designed to accommodate the needs of the bariatric patient with comfort and stability with a safe lifting capacity of over 350kg.



EVO2 EXAMINATION TABLE WITH ELECTRIC BACKREST

PRODUCT CODE: 55601EB

Every Practice should have at least one heavy duty table allowing the safe lift of heavy patients reducing fatigue and back strain on the practitioner. This two section couch can safely lift up to 350kg with an electrically adjusting backrest from flat to +70° enabling quick comfortable seated or semi-reclined positioning. The column lift eliminates total pinch and crush points so nothing can get trapped under the table

WIDTH	710mm
LENGTH	1930mm
FOAM	75mm Comfort Foam
VINYL	PVC (tested to AS1530.3)
HEIGHT RANGE	470mm to 870mm
HEIGHT SPEED	Full height within 25 seconds
CONTROLLER	Hand Switch Footswitch upgrade available
BACKREST SPEED	Flat to +70° within 10 seconds
BASE	EVO2 Column Base with lockable castors
LIFT CAPACITY	350kg (moving)
SAFE WORKING LOAD	400kg (stationary)
WARRANTY	5 year Electrical Lifetime Structural (parts only)



EVO2 THREE SECTION TREATMENT TABLE

PRODUCT CODE: 55251

This three-piece treatment top offers multiple positioning. The manually adjustable head section with face hole can be adjusted from -90° to +40° and the manually adjustable leg section can be adjusted from flat to +70°. The column lift eliminates total crush and pinch points so nothing can get trapped under the table.

WIDTH	610mm
LENGTH	1840mm
FOAM	50mm
VINYL	PVC (tested to AS1530.3)
HEIGHT RANGE	470mm to 870mm
HEIGHT SPEED	Full height within 28 seconds
LIFT CAPACITY	350kg (moving)
SAFE WORKING LOAD	400kg (stationary)
BASE	EVO2 Column Base with castors
CONTROLLER	Hand Switch Footswitch upgrade available
WARRANTY	5 year Electrical Lifetime Structural (parts only)





HT HI-CAPACITY MOBILITY CHAIR

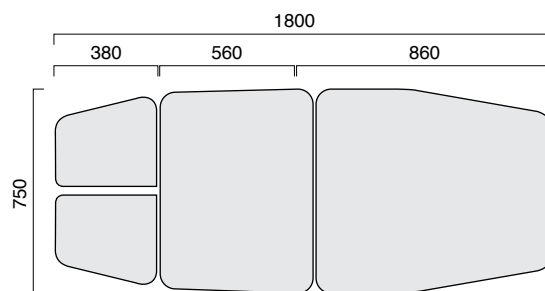
PRODUCT CODE: 50391-1 (single leg support)

PRODUCT CODE: 50391 (split leg support)

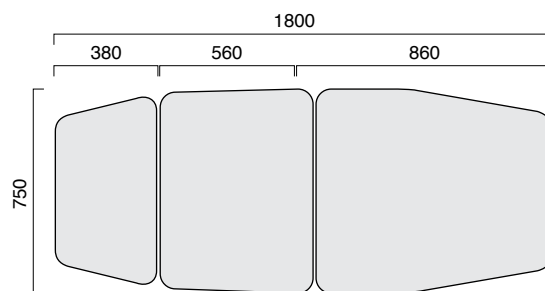


Fully electric operated chair designed to meet the requirements of your bariatric patients the Hi-Capacity Mobility Chair can be laid flat for patient transfers from bed or gurney then the patient can be repositioned using the all electric adjustments reducing staff effort, OH&S concerns and saves patients dignity. Standard special features include: electric seat tilt and backrest, electric operated leg section with fold out footrest (split leg option also available) a staminalift bed mover can be attached and the unit can then be used as a motorized wheelchair. Patient lifter access even at the lowest height allowing for easy wheelchair accessibility and full battery backup for all functions.

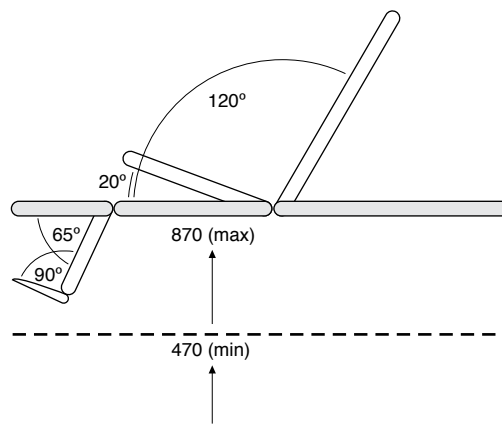
WIDTH	750mm
FOAM	75mm Comfort
VINYL	PVC (tested to AS1530.3)
HEIGHT RANGE	470mm to 870mm
LIFT CAPACITY	350kg (moving)
SAFE WORKING LOAD	400kg (stationary)
BASE	Column lift eliminating total crush points
CASTORS	Central locking
CONTROLLER	Multi-Function Hand Switch
WARRANTY	5 year Electrical Lifetime Structural (parts only)



50391 — w/ individual leg support



50391-1 — w/ single leg support



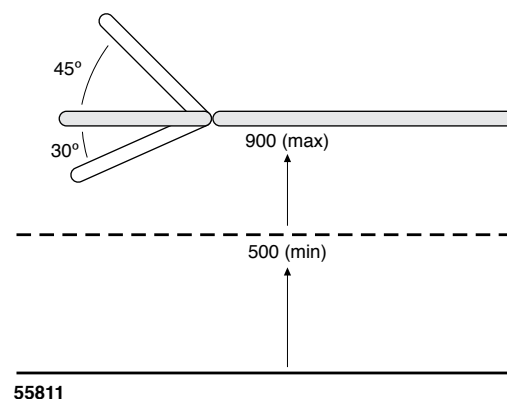
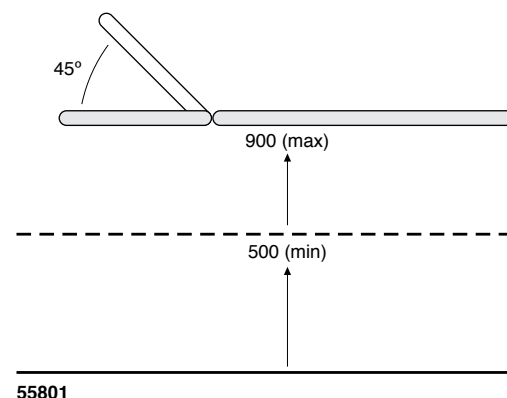
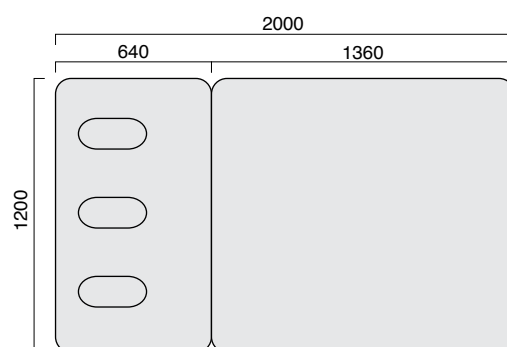


HT HI-CAPACITY NEUROLOGICAL BOBATH

PRODUCT CODE: 55811

The ultimate in Neurological plinths, designed especially for the requirements of bariatric patients our Hi-Capacity bobath offers unparalleled levels of safety for the patient and practitioner as the column design eliminates pinch and total crush points ensuring safe and efficient care. The open base allows for patient lifter access even at its lowest height allowing for easy wheelchair accessibility. The fully electric backrest can be adjusted from -30° to $+45^{\circ}$ and is standard with three face holes to take the strain out of positioning the bariatric patient. Controlled by a double footswitch but an optional multi-function hand switch is also available upon request. The extremely high safe working load allows for more than one practitioner to be assisting even the heaviest patient when necessary.

WIDTH	1200mm
LENGTH	2000mm
FOAM	75mm Comfort Foam
VINYL	PVC (tested to AS1530.3)
HEIGHT RANGE	500mm to 900mm
LIFT CAPACITY	600kg (moving)
SAFE WORKING LOAD	800kg (static)
BASE	Column lift eliminating total crush points
CONTROLLER	Double Footswitch Multi-function hand switch also available if required
WARRANTY	5 year Electrical Lifetime Structural (parts only)





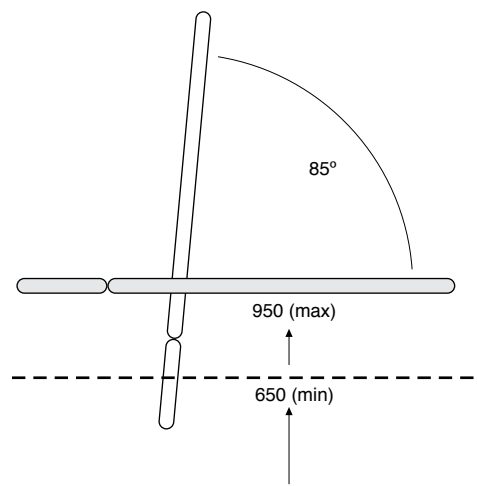
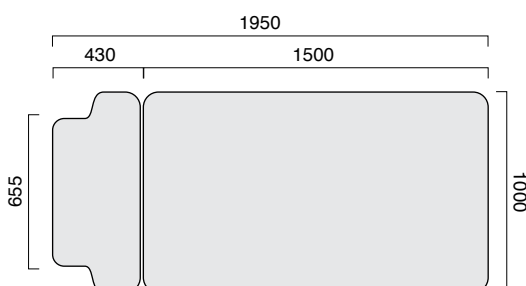
HT HI-CAPACITY TILT TABLE

PRODUCT CODE: 50461

PRODUCT CODE: 50451 (with digital weigh scales)

Designed for bariatric use and unique in its design it is the only tilt table available on the market capable of safely lifting and tilting up to 350kg. The footplate meets flush with the floor minimizing tripping hazards when the patient is walking on and off safely when at full vertical tilt. The footplate can foldaway converting the Tilt Table into an examination table when required. Supplied complete with three adjustable patient safety straps, multi-function handswitch and side locking castors which are wide enough at the tilt end of the bed to fit a walking frame. Also available with an optional digital weighing system accurate to 0.1kg.

WIDTH	1000mm
LENGTH	1950mm
FOAM	50mm
VINYL	PVC (tested to AS1530.3)
HEIGHT RANGE	630mm to 930mm
LIFT CAPACITY	350kg (moving)
SAFE WORKING LOAD	450kg (stationary)
BASE	Column lift eliminating total crush points
CASTORS	Central locking
CONTROLLER	Multi-Function Hand Switch
WARRANTY	5 year Electrical Lifetime Structural (parts only)



Including options like round top, round top with backrest or saddle top, these stools are ideal for any practice or salon.



ROUND TOP STOOL

PRODUCT CODE: 5016R

Rest your legs while doing seated work with this comfortable and economic gas lift stool featuring a round seat with 80m high density foam to ensure maximum longevity without compression and black base on castors for easy movement. The height can easily be adjusted for different users or when doing different treatments.

WEIGHT	6kg
HEIGHT RANGE	44cm to 58cm
LIFT CAPACITY	150kg
COLOUR	Black Other colours available at additional cost
WARRANTY	1 year



ROUND TOP WITH BACKREST

PRODUCT CODE: 5016RB

Rest your legs while doing seated work with this comfortable and economic gas lift stool featuring a round seat and backrest. Standard with 80m high density foam to ensure maximum longevity without compression and black base on castors for easy movement. The height can easily be adjusted for different users or when doing different treatments.

WEIGHT	6kg
HEIGHT RANGE	44cm to 58cm
LIFT CAPACITY	150kg
COLOUR	Black Other colours available at additional cost
WARRANTY	1 year



SADDLE STOOL

PRODUCT CODE: 5016

Rest your legs while doing seated work with this gas lift saddle stool. The saddle seat will support the spine and promote improved posture. The height can be easily adjusted for different users or when carrying our different treatments.

WEIGHT	5kg
HEIGHT RANGE	42cm to 55cm
LIFT CAPACITY	150kg
COLOUR	Black Other colours available at additional cost
WARRANTY	1 year

UPHOLSTERY OPTIONS

A carefully selected range of vinyl fabrics designed to meet the demands of a busy practice. Additional colours or leather options available on request.

STANDARD RANGE

Our standard stock and non-stock* upholstery colour surpass industry expectations for longevity, UV stability, fire retardation, stain resistance, anti-mould and anti-mildew protection.

All colours shown are indicative only. Please refer to a vinyl sample swatch for actual colour.

STOCK COLOURS

NON-STOCK COLOURS

*Non-stock colours attract an additional charge

WHITE CAP	TROPIC LIME NON-STOCK
COPRA	VOLCANO NON-STOCK
MIRAGE	STARFISH NON-STOCK
HOLLYWOOD	CORAL SAND NON-STOCK
SEA SPRAY	WHARF NON-STOCK
SEAL ROCK	LEAF NON-STOCK
GALAYY	BRIGHT BLUE NON-STOCK
NIGHT SKY	MINERAL NON-STOCK

PREMIUM RANGE

Soft and supple as genuine leather, whilst providing commercial grade stain and wear resistance. Certified to the highest Australian Standards, the fabric's enhanced durability and abrasion resistance delivers outstanding performance in heavily frequented areas.

*Premium colours attract an additional charge.

IVORY
TRUFFLE
BLUEBELL
ROYALE
FUSCHIA
PIRATE
JAZZ
MIST
ESPRESSO
SHADOW

Choose from bolsters, arm and leg supports or table covers all our accessories have been designed to enhance your Healthtec equipment.



LEG BOLSTERS

PRODUCT CODE: 5017 HALF ROUND
PRODUCT CODE: 5018 FULL ROUND

A great support for manipulative and massage therapies. Use as a positioning aid or simply to improve your clients comfort to relieve lower back stress during treatments. Available in our full upholstery range to match your table.



SUPINE HEAD REST

PRODUCT CODE: 5117

This cushion can be used to replace the face crest cushion on our massage & beauty tables to improve your clients comfort when in the supine position. Available in our full upholstery range to match your table



NOSE HOLE PLUG

PRODUCT CODE: 6010

Designed to fill the nose hole in any of our tables that has a face hole. Highly recommended for use during supine treatments. Available in our full range of upholstery range to match your table.



WINGED HEAD BOLSTER

PRODUCT CODE: 5107

Can be used on our beauty chairs to support the neck during treatments such as injectable cosmetic work, or can be used as a pillow on our podiatry chairs to provide additional client comfort during treatment. Available in our full upholstery range to match your table.



FACE CREST CUSHION

PRODUCT CODE: 6013

Suitable for our massage tables and beauty chairs and can also attach to the face crest cradle. Thick comfortable foam with Velcro on the reverse to attach. Available in all our upholstery colours to match your table.



ADJUSTABLE FACE CRADLE

PRODUCT CODE: 5519

Adjustable face cradle can be added to our Examination or Treatment range ideal if you are sharing your space with another practitioner that requires a massage style table. This can be height and angle adjusted for better neck and head positioning. Can also add another 300mm to the length of your table, perfect for treating taller clients. Any face crest cushion can be attached to the cradle by velcro tables.



PROCEDURE ARM

PRODUCT CODE: 5102

Ideal accessory for our examination, treatment or massage tables. A secured arm that can be rotated for the perfect work position for the practitioner to do arm procedures such as taking blood, injections or acupuncture. A bracket is supplied on each side of the table so the arm can be interchanged. When the arm is not required just remove and put away. Available in our full upholstery range to match your table.



GYNAE LEG SUPPORTS

PRODUCT CODE: 5114

Padded leg supports for Gynae work to provide added patient comfort. Can be added to any of our Examination or Treatment tables they can be height and rotationally adjusted for perfect positioning. Available in our full upholstery range to match your table (Sold as a pair)

*Photo shows the supports attached to our 3 section treatment table



PAPER ROLL HOLDER

PRODUCT CODE: 6017

Fits to any of our range of tables and chairs, sits out of the way under the upholstery at the end of the table.

Quick and easy solution to protect your vinyl.



MASSAGE WING ARM RESTS

PRODUCT CODE: 5103

Add the wing arm rests to our contour massage table to allow for extra shoulder supports when working in the prone position, providing the added benefit of a working surface similar to a rectangular shaped table. They are fully removable and just slide out of the bracket and put away when not required. Available in our full upholstery range to match your table.



SIDE RAILS

PRODUCT CODE: 5115

Providing additional patient safety our side rails can be added to our examination or treatment tables. When not required they simply fold out and then down under the upholstery. Optional padded rails in our full upholstery range to match your table available on request.



ADDITIONAL FOOTSWITCH – SINGLE

PRODUCT CODE: 6020T

Can be included on our SC or LynX Hi-Lo tables. Gives the added convenience of being able to adjust the functions on the table from both sides perfect if you do a lot of height adjustments during treatments.



ADDITIONAL FOOTSWITCH – DOUBLE

PRODUCT CODE: 6024T

Can be included on our LynX tables that have two electric functions eg. electric Hi-Lo & backrest. Ideal if you do a lot of adjustments during treatments.



*Contour table cover
including face and arm
rest covers shown

TABLE COVERS

PRODUCT CODES:

- 7201 Treatment Table Cover with Nose Hole 7200
- Contour Massage Table Cover
- 7211 Prone Arm Rest Cover
- 7212 Face Crest Cover
- 7213 Supine Head Pad Cover

Available for our treatment & contour massage tables help protect your table from damaging oils and perspiration. Quality material that stands up to constant machine washing.

At Healthtec we pride ourselves on designing and manufacturing quality products that make our clients lives easier. Our Electric Parallel Bars and Dynamic Standing Frames are a perfect example of this.

ELECTRIC PARALLEL BARS

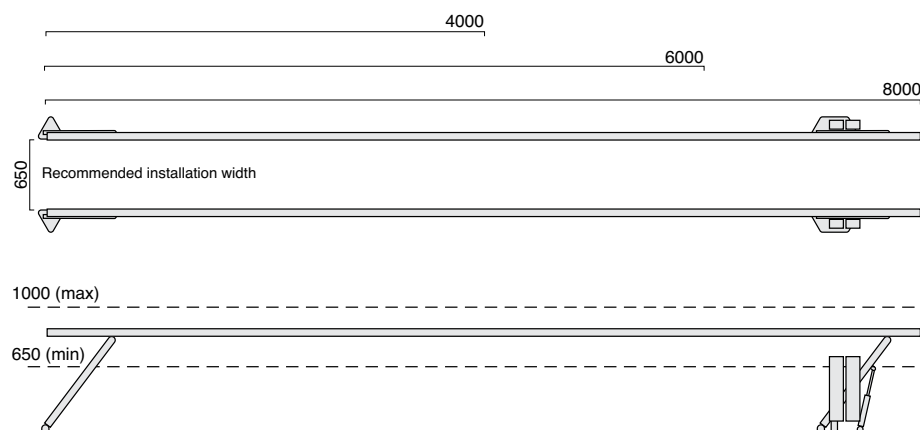
PRODUCT CODE: 8038 (4 meter set)

PRODUCT CODE: 8040 (6 meter set)

PRODUCT CODE: 8039 (8 meter set)

Our electrically adjusting parallel bars enable the practitioner to adjust the bars to fit the patients required height. For example the patient is in a wheel chair the bars can be used to lift the patient into a standing position removing any OH&S issues and potential for injuries. The unit bolts straight to the floor so there are no obstacles for the client to negotiate as they walk, allowing them to totally focus on their practitioners instructions. Available in standard lengths of 4, 6 & 8 meters we can also do custom lengths if required. 4M set also available with width adjustment.

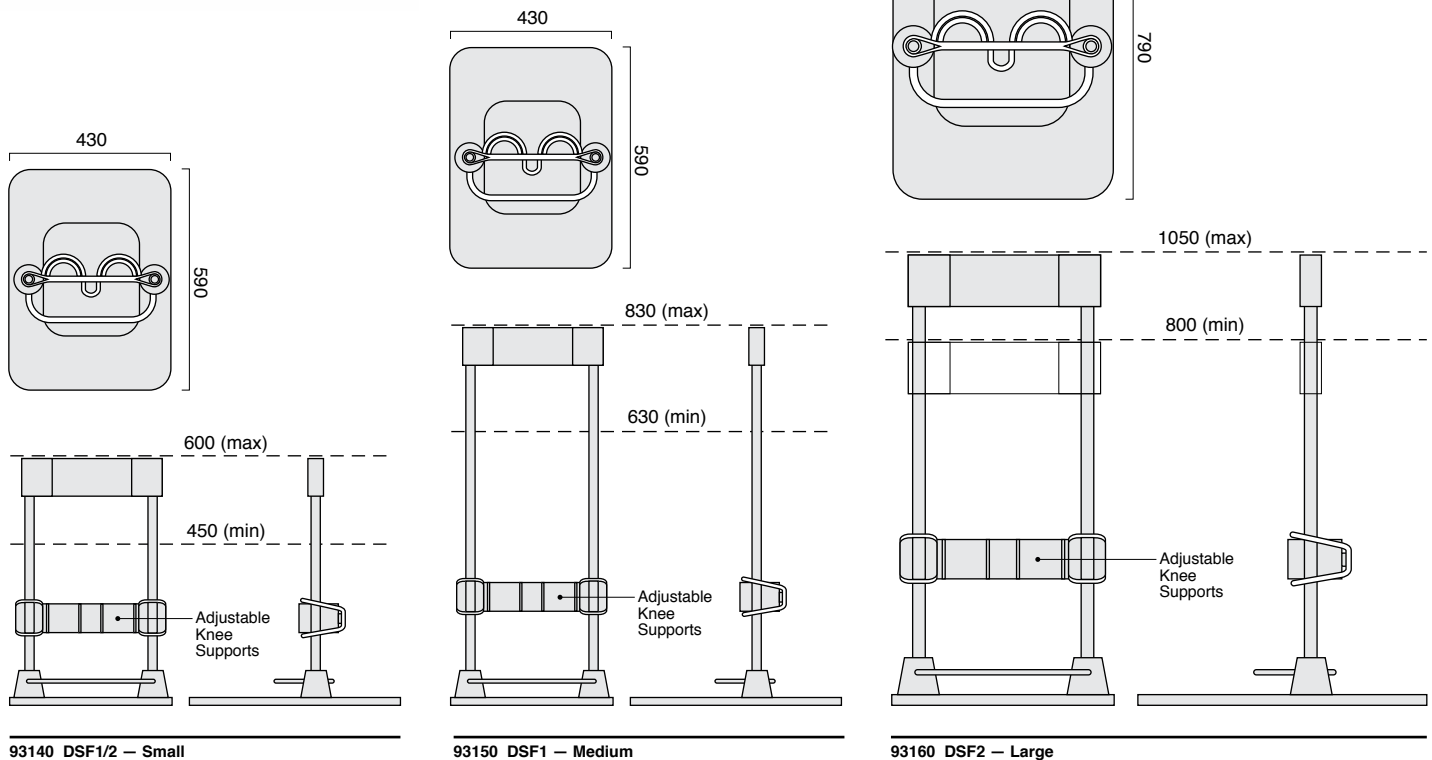
LIFTING CAPACITY	200kg (per side - moving)
HEIGHT RANGE	650mm to 1000mm* *With infinite adjustment through total range of movement
OPERATION	Battery operated



DYNAMIC STANDING FRAMES (DSF) – SPECIAL CARE DEVICE

PRODUCT CODE: 93140 (small)
PRODUCT CODE: 93150 (medium)
PRODUCT CODE: 93160 (large)

Our DSF range designed for children are minimum support devices designed to enable limited movement in all directions to enhance the users standing and balance. All these units feature an adjustable heel strap, vertical adjustable knee strap, variable supportive pads providing total pelvic support and a non-slip rubber map. Available in small, medium or large sizes with optional lumbar restraints. The maximum weight capacity is 60kg.





Supporting you



CONTACT US

301, Catherine St
Leichhardt NSW 2040

Australia

EMAIL

sales@machealthtec.com.au

WEBSITE

www.macquarieme.com.au



We'll get the finance so you can get on with business.

If you are looking for an organisation who'll provide a no nonsense and timely solution to your equipment finance requirement then we have the solution.

Whether you're after new or used medical equipment. We make the task of finding the most suitable finance solution a breeze.

Finance options available:

- Commercial Hire Purchase;
- Chattel Mortgage;
- Finance Lease;
- Rental.

No need to visit your bank!

For an *on-the-spot* indication of finance approval with great finance rates, please contact our Equipment Finance Specialist on 07 3324 2822 or email qldsales@finlease.com.au

www.finlease.com.au

DISTRIBUTED BY

